

**Work instruction Number** 196

**Page** 1 of 1


**Purpose:** Cleaning liquid separator (Version 2)

**Safety:** Bio Hazard area


**Instrument:** Starrsed RS/Interrliner

**Revision:** 003, Dec. 2015

*Removing*




*Cleaning*



A. Clean all parts with hot water and a brush.

B. Use some acid free vaseline on the screw-thread of the glass jar.

*Replacing*



C. A little silicon grease on the rim of separator will make the assembling and adjustment easier.

D. If applicable replace the bacterial HEPA filter (For Maintenance Level 4: Exchange filter QWLV040002)